



Infinite Campus Parent Portal-Updating Your Personal Information

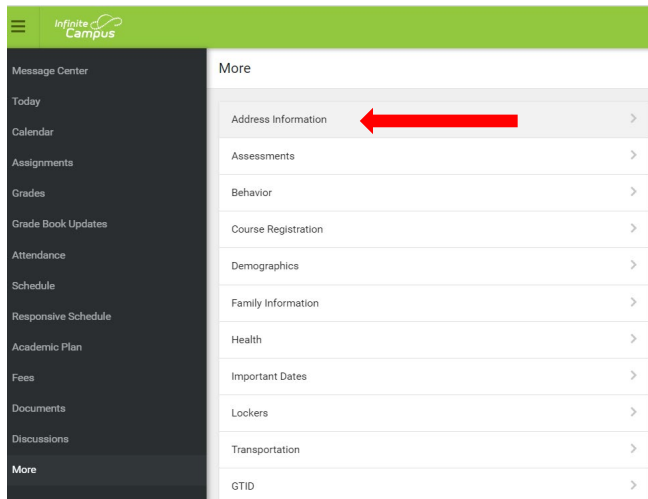
Updating Household Phone Number

1. Login to the Campus Parent portal by going to the following webpage:

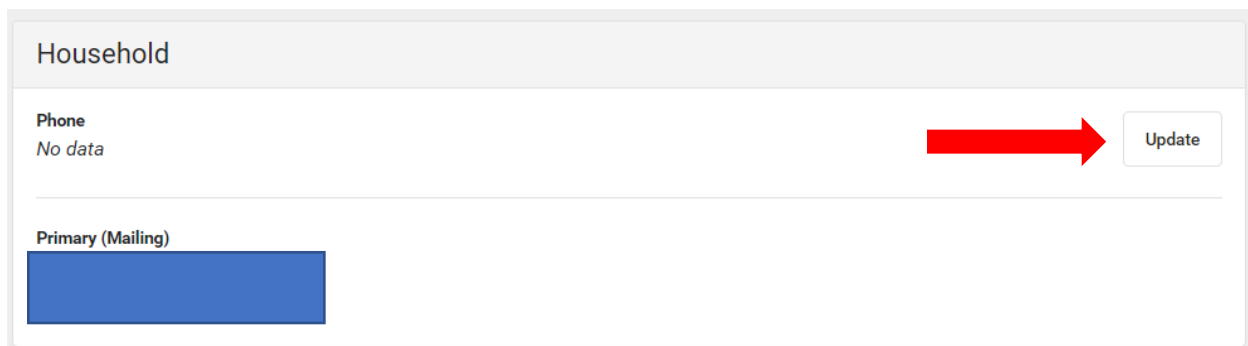
<https://campus.bibb.k12.ga.us/campus/portal/parents/bibb.jsp>



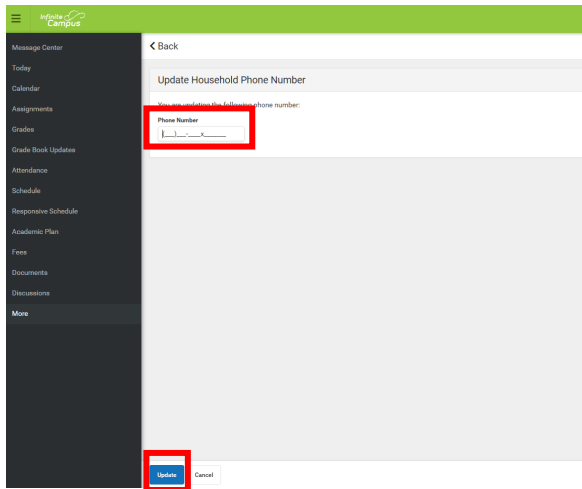
2. Select More menu and then Address Information.



3. Click **Update** next to the phone number

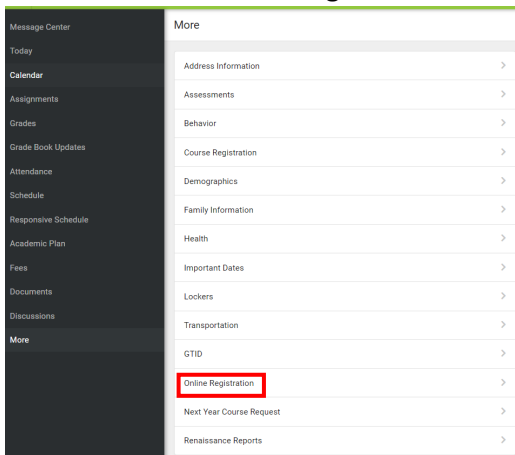


4. Change your number and click Update. This information will be updated in the Campus Parent once the changes have been reviewed and approved.

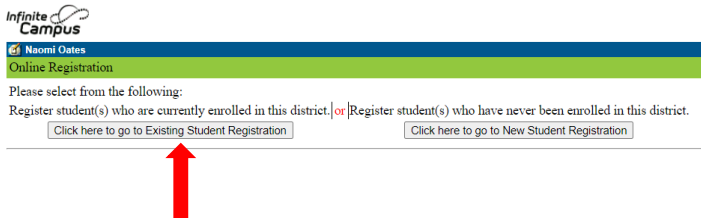


Updating Demographics, Family Information, & Email Address



1. Select **More** and **Online Registration**.



2. In the new popup window, Click on **Click here to go to Existing Student Registration**.



3. This will take you into the Online Registration where you can update your student's Emergency Contacts names, phone numbers, email and update your address. Click on **Begin Registration**

[Home](#) / [About](#) / [Contact Us](#) / [Help](#) / [Feedback](#)

[Home](#) / [About](#) / [Contact Us](#) / [Help](#) / [Feedback](#)

Welcome to Online Registration. You will see the household, parent/guardian and emergency contact information and will be able to change it if necessary. Press the Begin Registration to continue.

Existing Student Registration
 This screen is to update data for students that are currently enrolled in the District. You may add new students that are registering for the SELECT year later in the process.

If you only want to register new students for the selected year at this time, please use the link below to go to the New Student Registration form.
[Click here to go to New Student Registration](#)

St	Grade	Included in new App?	Reason if not included	Online Registration Submitted
Marie Chiles	10	Yes	Included	No

Registration Year: 21-22 Next School Year ▼

[Begin Registration](#)

- All updates will be reviewed and approved by the front office enrollment staff.